

Feature Comparison

| UML Diagrams | Enterprise | Professional | Standard | Modeler | Community |
|------------------------------|------------|--------------|----------|---------|-----------|
| Use case diagram | ✓ | ✓ | ✓ | ✓ | ✓ |
| Class diagram | ✓ | ✓ | ✓ | ✓ | ✓ |
| Sequence diagram | ✓ | ✓ | ✓ | ✓ | ✓ |
| Communication diagram | ✓ | ✓ | ✓ | ✓ | ✓ |
| Activity diagram | ✓ | ✓ | ✓ | ✓ | ✓ |
| State machine diagram | ✓ | ✓ | ✓ | ✓ | ✓ |
| Component diagram | ✓ | ✓ | ✓ | ✓ | ✓ |
| Deployment diagram | ✓ | ✓ | ✓ | ✓ | ✓ |
| Package diagram | ✓ | ✓ | ✓ | ✓ | ✓ |
| Object diagram | ✓ | ✓ | ✓ | ✓ | ✓ |
| Composite structure diagram | ✓ | ✓ | ✓ | ✓ | ✓ |
| Timing diagram | ✓ | ✓ | ✓ | ✓ | ✓ |
| Interaction overview diagram | ✓ | ✓ | ✓ | ✓ | ✓ |

| SysML Diagrams | Enterprise | Professional | Standard | Modeler | Community |
|---|------------|--------------|----------|---------|-----------|
| SysML requirement diagram | ✓ | ✓ | ✓ | ✓ | ✓ |
| User-defined requirement types | ✓ | ✓ | ✓ | ✓ | ✓ |
| Export and import requirements to Excel | ✓ | ✓ | ✓ | ✓ | ✓ |
| Block definition diagram | ✓ | ✓ | ✓ | ✓ | ✓ |
| Internal block diagram | ✓ | ✓ | ✓ | ✓ | ✓ |
| Parametric diagram | ✓ | ✓ | ✓ | ✓ | ✓ |

| Database Design Toolset | Enterprise | Professional | Standard | Modeler | Community |
|---|------------|--------------|----------|---------|-----------|
| Entity relationship diagram | ✓ | ✓ | ✓ | ✓ | ✓ |
| Conceptual, logical and physical ER model | ✓ | ✓ | ✓ | ✓ | ✓ |
| Sample records editor | ✓ | ✓ | ✓ | ✓ | ✓ |
| Database domain | ✓ | ✓ | ✓ | ✓ | ✓ |

Feature Comparison

| Database Design Toolset | Enterprise | Professional | Standard | Modeler | Community |
|-----------------------------------|------------|--------------|----------|---------|-----------|
| Automatic foreign key generation | ✓ | ✓ | ✓ | ✓ | ✓ |
| Database View editor | ✓ | ✓ | ✓ | | |
| Split table into two | ✓ | ✓ | ✓ | ✓ | ✓ |
| Stored procedure support | ✓ | ✓ | ✓ | ✓ | ✓ |
| Trigger support | ✓ | ✓ | ✓ | ✓ | ✓ |
| Import ErWin Data Modeler project | ✓ | ✓ | ✓ | ✓ | ✓ |
| Import PowerDesigner | ✓ | ✓ | ✓ | ✓ | |

| Diagram Templates and Examples | Enterprise | Professional | Standard | Modeler | Community |
|--|------------|--------------|----------|---------|-----------|
| Hundreds of Diagram Templates and Examples | ✓ | ✓ | ✓ | ✓ | ✓ |

| IDE Integration [^] | Enterprise | Professional | Standard | Modeler | Community |
|-------------------------------------|------------|--------------|----------|---------|-----------|
| Seamless Eclipse integration | ✓ | ✓ | ✓ | ✓ | ✓ |
| Seamless NetBeans integration | ✓ | ✓ | ✓ | ✓ | ✓ |
| Seamless IntelliJ IDEA integration | ✓ | ✓ | ✓ | ✓ | ✓ |
| Seamless Visual Studio integration | ✓ | ✓ | ✓ | ✓ | ✓ |
| Seamless Android Studio integration | ✓ | ✓ | ✓ | ✓ | ✓ |

| BPMN Toolset | Enterprise | Professional | Standard | Modeler | Community |
|--|------------|--------------|----------|---------|-----------|
| BPMN business process diagram | ✓ | ✓ | ✓ | ✓ | |
| BPMN conversation diagram | ✓ | ✓ | ✓ | ✓ | |
| Working procedure editor | ✓ | ✓ | ✓ | ✓ | |
| Drill-down sub process | ✓ | ✓ | ✓ | ✓ | |
| Automatic sequence and message flow correction | ✓ | ✓ | ✓ | ✓ | |
| Generate To-be process diagram | ✓ | ✓ | ✓ | ✓ | |
| Identify workflow elements from textual analysis | ✓ | ✓ | ✓ | ✓ | |
| Export BPMN 2.0 | ✓ | ✓ | ✓ | ✓ | |

Feature Comparison

| BPMN Toolset | Enterprise | Professional | Standard | Modeler | Community |
|--|------------|--------------|----------|---------|-----------|
| Import BPMN 2.0 | ✓ | ✓ | ✓ | ✓ | |
| Data Flow Diagram | Enterprise | Professional | Standard | Modeler | Community |
| Data Flow Diagram | ✓ | ✓ | ✓ | ✓ | |
| Functional decomposition | ✓ | ✓ | ✓ | ✓ | |
| Embedded Web Diagrams | Enterprise | Professional | Standard | Modeler | Community |
| Flowchart | ✓ | ✓ | ✓ | ✓ | |
| Venn diagram | ✓ | ✓ | ✓ | ✓ | |
| Network diagram | ✓ | ✓ | ✓ | ✓ | |
| Rack diagram | ✓ | ✓ | ✓ | ✓ | |
| Floor plan | ✓ | ✓ | ✓ | ✓ | |
| Project Glossary | Enterprise | Professional | Standard | Modeler | Community |
| Define project vocabulary with Glossary Grid | ✓ | ✓ | ✓ | ✓ | |
| Extract important terms from element description | ✓ | ✓ | ✓ | ✓ | |
| Automatic highlighting of terms in documentation | ✓ | ✓ | ✓ | ✓ | |
| Categorize terms with label | ✓ | ✓ | ✓ | ✓ | |
| Maintain aliases for terms | ✓ | ✓ | ✓ | ✓ | |
| Extract terms from shape name | ✓ | ✓ | ✓ | ✓ | |
| Extract terms from textual analysis | ✓ | ✓ | ✓ | ✓ | |
| Extract any model from anywhere through glossary | ✓ | ✓ | ✓ | ✓ | |
| Output glossary to Excel | ✓ | ✓ | ✓ | ✓ | |
| Import glossary from Excel | ✓ | ✓ | ✓ | ✓ | |




Feature Comparison

| Organization Chart | Enterprise | Professional | Standard | Modeler | Community |
|--|------------|--------------|----------|---------|-----------|
| Organization chart maker | ✓ | ✓ | ✓ | ✓ | |
| Moving a branch of units to another branch | ✓ | ✓ | ✓ | ✓ | |
| Functional decomposition of DFD process | ✓ | ✓ | ✓ | ✓ | |
| Assign unique ID to processes in DFD | | | | | |

| Business Diagrams | Enterprise | Professional | Standard | Modeler | Community |
|--------------------------|------------|--------------|----------|---------|-----------|
| EPC diagram | ✓ | ✓ | ✓ | ✓ | |
| Process map diagram | ✓ | ✓ | ✓ | ✓ | |
| Business concept diagram | ✓ | ✓ | ✓ | ✓ | |

| Team Collaboration * | Enterprise | Professional | Standard | Modeler | Community |
|---|------------|--------------|----------|---------|-----------|
| Cloud-based repository for project data | ✓ | ✓ | ✓ | ✓ | |
| Project and member management | ✓ | ✓ | ✓ | ✓ | |
| Automatic in-tool notification for changes made by others | ✓ | ✓ | ✓ | ✓ | |
| Commit and update | ✓ | ✓ | ✓ | ✓ | |
| Commit part of the content of entire project | ✓ | ✓ | ✓ | ✓ | |
| Merging of changes upon commit and update | ✓ | ✓ | ✓ | ✓ | |
| Sophisticated permissions settings | ✓ | ✓ | ✓ | | |
| Apply diagram lock to avoid undesired changes | ✓ | ✓ | ✓ | ✓ | |
| Work offline – Need not to connect to the repository when working | ✓ | ✓ | ✓ | ✓ | |
| LDAP/Active Directory integration with DS connector | ✓ | ✓ | ✓ | ✓ | |
| SAML authentication through Okta | ✓ | ✓ | ✓ | ✓ | |
| SAML authentication through Azure | ✓ | ✓ | ✓ | ✓ | |
| Conflicts resolution | ✓ | ✓ | ✓ | ✓ | |




Feature Comparison

| Team Collaboration * | Enterprise | Professional | Standard | Modeler | Community |
|--|------------|--------------|----------|---------|-----------|
| Keep revisions for your work | ✓ | ✓ | ✓ | ✓ | |
| Browsing diagram in earlier revision | ✓ | ✓ | ✓ | ✓ | |
| Comparing a diagram in different revisions | ✓ | ✓ | ✓ | ✓ | |
| Revert undesired changes | ✓ | ✓ | ✓ | ✓ | |
| Branching | ✓ | ✓ | ✓ | ✓ | |
| Tagging | ✓ | ✓ | ✓ | ✓ | |
| Discussion and commenting tool | ✓ | ✓ | ✓ | ✓ | |
| Online diagram browser | ✓ | ✓ | ✓ | ✓ | |
| Share diagram with stakeholders | ✓ | ✓ | ✓ | ✓ | |
| Sync design pattern with server | ✓ | ✓ | ✓ | | |
| Store supplementary files in the cloud | ✓ | ✓ | ✓ | ✓ | |

| Task Management * | Enterprise | Professional | Standard | Modeler | Community |
|------------------------------------|------------|--------------|----------|---------|-----------|
| Task management tool | ✓ | ✓ | ✓ | ✓ | |
| Gantt Chart | ✓ | ✓ | ✓ | ✓ | |
| To-do, New and Pending lists | ✓ | ✓ | ✓ | ✓ | |
| Receive notifications upon updates | ✓ | ✓ | ✓ | ✓ | |
| Tags | ✓ | ✓ | ✓ | ✓ | |
| Sub-tasks | ✓ | ✓ | ✓ | ✓ | |
| Split a task into working stages | ✓ | ✓ | ✓ | | |
| Due date management | ✓ | ✓ | ✓ | ✓ | |
| File attachment | ✓ | ✓ | ✓ | ✓ | |

| Textual Analysis | Enterprise | Professional | Standard | Modeler | Community |
|---|------------|--------------|----------|---------|-----------|
| Document user problem with textual analysis | ✓ | ✓ | ✓ | ✓ | |
| Rich text problem statement | ✓ | ✓ | ✓ | ✓ | |



Feature Comparison

| Textual Analysis | Enterprise | Professional | Standard | Modeler | Community |
|--|------------|--------------|----------|---------|-----------|
| Keywords highlighting in problem statement | ✓ | ✓ | ✓ | ✓ | |
| Identify candidate objects from problem statement | ✓ | ✓ | ✓ | ✓ | |
| Candidate pane view | ✓ | ✓ | ✓ | ✓ | |
| General Modeling Toolset | Enterprise | Professional | Standard | Modeler | Community |
| Resource Catalog | ✓ | ✓ | ✓ | ✓ | ✓ |
| Sub diagram | ✓ | ✓ | ✓ | ✓ | ✓ |
| Quick navigation between parent and sub diagram | ✓ | ✓ | ✓ | ✓ | ✓ |
| Search bar | ✓ | ✓ | ✓ | ✓ | ✓ |
| Pinnable connector end | ✓ | ✓ | ✓ | ✓ | ✓ |
| Reclaim and eliminate space with sweeper and magnet | ✓ | ✓ | ✓ | ✓ | ✓ |
| Add internal references between diagrams, shapes, model elements | ✓ | ✓ | ✓ | ✓ | ✓ |
| Add external reference to business documents | ✓ | ✓ | ✓ | ✓ | ✓ |
| Reference Mapping editor | ✓ | ✓ | ✓ | | |
| Mark in shape body when have reference added | ✓ | ✓ | ✓ | ✓ | ✓ |
| Reference model element in description | ✓ | ✓ | ✓ | ✓ | ✓ |
| Convert model element to a different type | ✓ | ✓ | ✓ | ✓ | ✓ |
| Alignment guide | ✓ | ✓ | ✓ | ✓ | ✓ |
| Multiple connector routing styles | ✓ | ✓ | ✓ | ✓ | ✓ |
| Create turning pints when create shape with connector | ✓ | ✓ | ✓ | ✓ | ✓ |
| Connector captions that follow connector's orientation | ✓ | ✓ | ✓ | ✓ | ✓ |
| Multiple alignment options for shape name | ✓ | ✓ | ✓ | ✓ | ✓ |



Feature Comparison

| General Modeling Toolset | Enterprise | Professional | Standard | Modeler | Community |
|---|------------|--------------|----------|---------|-----------|
| Precise shape positioning with the help of alignment guide | ✓ | ✓ | ✓ | ✓ | ✓ |
| Resizable connector caption | ✓ | ✓ | ✓ | ✓ | ✓ |
| Movable connector caption | ✓ | ✓ | ✓ | ✓ | ✓ |
| Layout diagrams in different styles | ✓ | ✓ | ✓ | ✓ | ✓ |
| Describe model elements by rich text | ✓ | ✓ | ✓ | ✓ | ✓ |
| Describe model element by voice | ✓ | ✓ | ✓ | ✓ | ✓ |
| User-defined notation symbol | ✓ | ✓ | ✓ | ✓ | ✓ |
| Make shape appearance follow stereotype's definition | ✓ | ✓ | ✓ | ✓ | ✓ |
| Manage and apply styles | ✓ | ✓ | ✓ | ✓ | ✓ |
| Multi-language spell checking - English, Brazilian, German, etc | ✓ | ✓ | ✓ | ✓ | ✓ |
| Select contained shapes with InstantFreeze | ✓ | ✓ | ✓ | ✓ | ✓ |
| Format copier | ✓ | ✓ | ✓ | ✓ | ✓ |
| Group diagram and shapes in package with package header | ✓ | ✓ | ✓ | ✓ | ✓ |
| Name completion | ✓ | ✓ | ✓ | ✓ | ✓ |
| Styles and formatting | ✓ | ✓ | ✓ | ✓ | ✓ |
| Gradient shape background | ✓ | ✓ | ✓ | ✓ | ✓ |
| Quick shape layout | ✓ | ✓ | ✓ | ✓ | ✓ |
| Keep connector route readable with line jump | ✓ | ✓ | ✓ | ✓ | ✓ |
| Various line jump options | ✓ | ✓ | ✓ | ✓ | ✓ |
| Diagram info shape | ✓ | ✓ | ✓ | ✓ | ✓ |
| Bookmark diagram and shape | ✓ | ✓ | ✓ | ✓ | ✓ |
| Locate shape by URL | ✓ | ✓ | ✓ | ✓ | ✓ |
| Single model element, multiple views | ✓ | ✓ | ✓ | ✓ | ✓ |
| Automatic expand diagram margin | ✓ | ✓ | ✓ | ✓ | ✓ |
| Split diagram into multiple inner panes | ✓ | ✓ | ✓ | ✓ | ✓ |

Feature Comparison

| General Modeling Toolset | Enterprise | Professional | Standard | Modeler | Community |
|--|------------|--------------|----------|---------|-----------|
| Show tagged values in shape body | ✓ | ✓ | ✓ | ✓ | ✓ |
| Configure hotkey for diagramming commands | ✓ | ✓ | ✓ | ✓ | ✓ |
| Specify project management properties | ✓ | ✓ | ✓ | ✓ | ✓ |
| Jump to diagram | ✓ | ✓ | ✓ | ✓ | ✓ |
| Layers | ✓ | ✓ | ✓ | ✓ | ✓ |
| Annotate design with callout shape | ✓ | ✓ | ✓ | ✓ | ✓ |
| Searching in Project Browser | ✓ | ✓ | ✓ | ✓ | ✓ |
| Mouse gestures | ✓ | ✓ | ✓ | ✓ | ✓ |
| Show/hide shapes in diagram | ✓ | ✓ | ✓ | ✓ | ✓ |
| Organize project data neatly using model | ✓ | ✓ | ✓ | ✓ | ✓ |
| User-defined diagram hierarchy with logical view | ✓ | ✓ | ✓ | ✓ | ✓ |

| Import and Export | Enterprise | Professional | Standard | Modeler | Community |
|--|------------|--------------|----------|---------|-----------|
| Export as images (JPG/PNG/SVG/EMF/PDF) # | ✓ | ✓ | ✓ | ✓ | ✓ |
| Slice image into pieces, in desired size | ✓ | ✓ | ✓ | ✓ | ✓ |
| Import Bizagi project | ✓ | ✓ | ✓ | ✓ | |
| Import Visio drawing | ✓ | ✓ | ✓ | ✓ | |
| Copy shapes as JPG/EMF # | ✓ | ✓ | ✓ | ✓ | ✓ |
| Print with configurable options # | ✓ | ✓ | ✓ | ✓ | ✓ |
| Export diagrams as project | ✓ | ✓ | ✓ | ✓ | |
| Import project | ✓ | ✓ | ✓ | ✓ | |
| Export and import project XML | ✓ | ✓ | ✓ | ✓ | ✓ |
| Export and import Excel | ✓ | ✓ | ✓ | ✓ | |
| Export and import XML | ✓ | ✓ | ✓ | ✓ | |
| Export and import UML2 | ✓ | ✓ | ✓ | ✓ | |
| Import Visio stencil | ✓ | ✓ | ✓ | ✓ | |

Feature Comparison

| Import and Export | Enterprise | Professional | Standard | Modeler | Community |
|------------------------------------|------------|--------------|----------|---------|-----------|
| Import Rational Rose | ✓ | ✓ | ✓ | ✓ | |
| Import Rational DNX | ✓ | ✓ | ✓ | ✓ | |
| Import Rational System Architect | ✓ | ✓ | ✓ | ✓ | |
| Import Rational Software Architect | ✓ | ✓ | ✓ | ✓ | |
| Import Rational Rhapsody | ✓ | ✓ | ✓ | ✓ | |
| Import NetBeans 6.x UML | ✓ | ✓ | ✓ | ✓ | |

| Use Case Description | Enterprise | Professional | Standard | Modeler | Community |
|---|------------|--------------|----------|---------|-----------|
| Flow of Events Editor | ✓ | ✓ | ✓ | | |
| Use Case Based Notes Editor | ✓ | ✓ | ✓ | | |
| Requirements Management | ✓ | ✓ | ✓ | | |
| Elaborating Use Cases with Sub-Diagrams | ✓ | ✓ | ✓ | | |
| Managing Reference Artifacts | ✓ | ✓ | ✓ | | |
| Full Use Case Specification Generation | ✓ | ✓ | ✓ | | |

| User Story * | Enterprise | Professional | Standard | Modeler | Community |
|--|------------|--------------|----------|---------|-----------|
| User Story - Card editor | ✓ | ✓ | ✓ | | |
| User Story - Conversation | ✓ | ✓ | ✓ | | |
| User Story - Confirmation | ✓ | ✓ | ✓ | | |
| Write scenarios per user story | ✓ | ✓ | ✓ | | |
| Define Extension in user story scenario | ✓ | ✓ | ✓ | | |
| Support multiple scenarios per use case | ✓ | ✓ | ✓ | | |
| Reference to model element in steps | ✓ | ✓ | ✓ | | |
| Support statement controls in steps (if then else, for, etc) | ✓ | ✓ | ✓ | | |
| Generate sequence diagram from scenario | ✓ | ✓ | ✓ | | |



Feature Comparison

| User Story * | Enterprise | Professional | Standard | Modeler | Community |
|---|------------|--------------|----------|---------|-----------|
| Generate activity diagram from scenario | ✓ | ✓ | ✓ | | |
| Add wireframes to user story scenario | ✓ | ✓ | ✓ | | |
| Create storyboard in user stories | ✓ | ✓ | ✓ | | |
| Playback wireframe to consent to requirements | ✓ | ✓ | ✓ | | |
| Diagrams per user story | ✓ | ✓ | ✓ | | |
| Business process to user stories mapping | ✓ | ✓ | ✓ | | |

| Wireframe & Storyboard | Enterprise | Professional | Standard | Modeler | Community |
|--|------------|--------------|----------|---------|-----------|
| Android phone wireframing | ✓ | ✓ | ✓ | | |
| Android tablet wireframing | ✓ | ✓ | ✓ | | |
| iPhone wireframing | ✓ | ✓ | ✓ | | |
| iPad wireframing | ✓ | ✓ | ✓ | | |
| Desktop applications wireframing | ✓ | ✓ | ✓ | | |
| Website wireframing | ✓ | ✓ | ✓ | | |
| Website wireframing with bootstrap components | ✓ | ✓ | ✓ | | |
| Wireframe storyboard | ✓ | ✓ | ✓ | | |
| Finger gesture support | ✓ | ✓ | ✓ | | |
| Pointer support | ✓ | ✓ | ✓ | | |
| Screen capture tool in wireframe | ✓ | ✓ | ✓ | | |
| Font and color configuration | ✓ | ✓ | ✓ | | |
| Reuse wireframes by creating wireframe states | ✓ | ✓ | ✓ | | |
| Edit description, stereotype and tagged values for wireframe widgets | ✓ | ✓ | ✓ | | |

| High-Fidelity Mockup Tools | Enterprise | Professional | Standard | Modeler | Community |
|-----------------------------------|------------|--------------|----------|---------|-----------|
| High-Fidelity Website Design Tool | ✓ | ✓ | ✓ | | |



Feature Comparison

| High-Fidelity Mockup Tools | Enterprise | Professional | Standard | Modeler | Community |
|---|------------|--------------|----------|---------|-----------|
| High-Fidelity Desktop Application Mockup Tool | ✓ | ✓ | ✓ | | |
| Code Engineering | Enterprise | Professional | Standard | Modeler | Community |
| Java round-trip engineering | ✓ | ✓ | ✓ | | |
| C++ round-trip engineering | ✓ | ✓ | ✓ | | |
| REST API generation | ✓ | ✓ | ✓ | | |
| Seamless round-trip with Eclipse, NetBeans, IntelliJ IDEA and Visual Studio | ✓ | ✓ | ✓ | | |
| Reverse engineer sequence diagram from Java | ✓ | ✓ | ✓ | | |
| Customizable code generation template | ✓ | ✓ | ✓ | | |
| C# code generation | ✓ | ✓ | ✓ | | |
| State machine code generation | ✓ | ✓ | ✓ | | |
| Reverse engineering of .NET DLL | ✓ | ✓ | ✓ | | |
| Reverse engineering of .NET .exe | ✓ | ✓ | ✓ | | |
| VB.NET code generation | ✓ | ✓ | ✓ | | |
| PHP code generation & reverse engineering | ✓ | ✓ | ✓ | | |
| Python code generation & reverse engineering | ✓ | ✓ | ✓ | | |
| XML schema generation | ✓ | ✓ | ✓ | | |
| Reverse engineering of XML schema | ✓ | ✓ | ✓ | | |
| ActionScript code generation | ✓ | ✓ | ✓ | | |
| Objective-C code generation and reverse engineering | ✓ | ✓ | ✓ | | |
| Ada95 code generation | ✓ | ✓ | ✓ | | |
| Reverse engineering of Ada9x | ✓ | ✓ | ✓ | | |
| ODL code generation | ✓ | ✓ | ✓ | | |
| IDL code generation | ✓ | ✓ | ✓ | | |



Feature Comparison

| Code Engineering | Enterprise | Professional | Standard | Modeler | Community |
|--|------------|--------------|----------|---------|-----------|
| Reverse engineering of CORBA IDL | ✓ | ✓ | ✓ | | |
| Delphi code generation | ✓ | ✓ | ✓ | | |
| Perl code generation | ✓ | ✓ | ✓ | | |
| Ruby code generation | ✓ | ✓ | ✓ | | |
| Reverse engineering of XML (Instant Reverse) | ✓ | ✓ | ✓ | | |
| Export state machine diagram to SCXML | ✓ | ✓ | ✓ | | |

| Database Engineering | Enterprise | Professional | Standard | Modeler | Community |
|--|------------|--------------|----------|---------|-----------|
| Generate database from ERD | ✓ | ✓ | ✓ | | |
| Generate DDL from ERD | ✓ | ✓ | ✓ | | |
| Patch database from ERD | ✓ | ✓ | ✓ | | |
| InnoDB supported for MySQL | ✓ | ✓ | ✓ | | |
| Reverse engineer ERD from database | ✓ | ✓ | ✓ | | |
| Reverse engineer ERD from DDL | ✓ | ✓ | ✓ | | |
| Reverse engineer ERD from Hibernate mapping file | ✓ | ✓ | ✓ | | |
| Share database configuration with teammates | ✓ | ✓ | ✓ | | |
| Single design for multiple DBMS | ✓ | ✓ | ✓ | | |
| Formatted SQL | ✓ | ✓ | ✓ | | |

| Hibernate (ORM) | Enterprise | Professional | Standard | Modeler | Community |
|--|------------|--------------|----------|---------|-----------|
| Java object persistence with Hibernate | ✓ | ✓ | ✓ | | |
| .NET object persistence with NHibernate | ✓ | ✓ | ✓ | | |
| Synchronize between ERD and UML class diagram | ✓ | ✓ | ✓ | | |
| Hibernate code generation from existing database | ✓ | ✓ | ✓ | | |
| Support of Hibernate XML and JPA | ✓ | ✓ | ✓ | | |



Feature Comparison

| Hibernate (ORM) | Enterprise | Professional | Standard | Modeler | Community |
|---|------------|--------------|----------|---------|-----------|
| Reverse engineer ORM model from Hibernate mapping files | ✓ | ✓ | ✓ | | |
| Reverse engineer ORM model from ORM classes | ✓ | ✓ | ✓ | | |

| Document Production Tools | Enterprise | Professional | Standard | Modeler | Community |
|--|------------|--------------|----------|---------|-----------|
| Ad-hoc doc development with Doc. Composer | ✓ | ✓ | ✓ | | |
| Easy-to-use Doc. Composer editor | ✓ | ✓ | ✓ | | |
| Customizable document templates | ✓ | ✓ | ✓ | | |
| Share Doc Template, XMLs and Styles in Team environment | ✓ | ✓ | ✓ | | |
| Integrate project contents into existing document with 'Fill-in Doc' | ✓ | ✓ | ✓ | | |
| Auto document updating when exporting document | ✓ | ✓ | ✓ | | |
| Publish project as web content | ✓ | ✓ | ✓ | | |
| Publish document with script | ✓ | ✓ | ✓ | | |

| Mind Mapping & Brainstorm Diagram | Enterprise | Professional | Standard | Modeler | Community |
|--------------------------------------|------------|--------------|----------|---------|-----------|
| Mind Mapping Diagram | ✓ | ✓ | ✓ | | |
| Casual linkages among mind map nodes | ✓ | ✓ | ✓ | | |
| Pre-defined node icons | ✓ | ✓ | ✓ | | |
| Develop mind map with hotkeys | ✓ | ✓ | ✓ | | |
| Automatic node coloring | ✓ | ✓ | ✓ | | |
| Brainstorm (Note taking) | ✓ | ✓ | ✓ | | |

| Chart Maker | Enterprise | Professional | Standard | Modeler | Community |
|--------------|------------|--------------|----------|---------|-----------|
| Column chart | ✓ | ✓ | ✓ | | |
| Line chart | ✓ | ✓ | ✓ | | |
| Pie chart | ✓ | ✓ | ✓ | | |




Feature Comparison

| Chart Maker | Enterprise | Professional | Standard | Modeler | Community |
|-----------------|------------|--------------|----------|---------|-----------|
| Doughnut chart | ✓ | ✓ | ✓ | | |
| Bar chart | ✓ | ✓ | ✓ | | |
| Area chart | ✓ | ✓ | ✓ | | |
| Scatter chart | ✓ | ✓ | ✓ | | |
| Bubble chart | ✓ | ✓ | ✓ | | |
| Pictorial chart | ✓ | ✓ | ✓ | | |
| Pyramid chart | ✓ | ✓ | ✓ | | |
| Funnel chart | ✓ | ✓ | ✓ | | |
| Gauge chart | ✓ | ✓ | ✓ | | |
| Radial chart | ✓ | ✓ | ✓ | | |
| Rose chart | ✓ | ✓ | ✓ | | |
| Heat map | ✓ | ✓ | ✓ | | |
| Tree map | ✓ | ✓ | ✓ | | |

| Infographic Maker | Enterprise | Professional | Standard | Modeler | Community |
|-------------------|------------|--------------|----------|---------|-----------|
| Infographic maker | ✓ | ✓ | ✓ | | |

| SoaML Modeling | Enterprise | Professional | Standard | Modeler | Community |
|---|------------|--------------|----------|---------|-----------|
| Service interface diagram | ✓ | ✓ | ✓ | | |
| Service contract diagram | ✓ | ✓ | ✓ | | |
| Service participant diagram | ✓ | ✓ | ✓ | | |
| Services architecture diagram | ✓ | ✓ | ✓ | | |
| Service category diagram | ✓ | ✓ | ✓ | | |
| Re-use of service description in different SoaML diagrams | ✓ | ✓ | ✓ | | |

| Strategic Analysis Tools | Enterprise | Professional | Standard | Modeler | Community |
|--------------------------|------------|--------------|----------|---------|-----------|
| SWOT analysis | ✓ | ✓ | ✓ | | |



Feature Comparison

| Strategic Analysis Tools | Enterprise | Professional | Standard | Modeler | Community |
|--------------------------------|------------|--------------|----------|---------|-----------|
| Value chain analysis | ✓ | ✓ | ✓ | | |
| PEST analysis | ✓ | ✓ | ✓ | | |
| Five forces analysis | ✓ | ✓ | ✓ | | |
| Four corners analysis | ✓ | ✓ | ✓ | | |
| Easy data editing with InfoArt | ✓ | ✓ | ✓ | | |

| Cloud Architecture Design Tools | Enterprise | Professional | Standard | Modeler | Community |
|-------------------------------------|------------|--------------|----------|---------|-----------|
| AWS architecture diagram | ✓ | ✓ | ✓ | | |
| Google Cloud Platform diagram | ✓ | ✓ | ✓ | | |
| Azure Cloud architecture diagram | ✓ | ✓ | ✓ | | |
| Allibaba Cloud architecture diagram | ✓ | ✓ | ✓ | | |
| Tencent Cloud architecture diagram | ✓ | ✓ | ✓ | | |

| Animated Software Design | Enterprise | Professional | Standard | Modeler | Community |
|------------------------------------|------------|--------------|----------|---------|-----------|
| Sequence diagram animation | ✓ | ✓ | ✓ | | |
| Activity diagram animation | ✓ | ✓ | ✓ | | |
| Business process diagram animation | ✓ | ✓ | ✓ | | |
| User-controlled animation flow | ✓ | ✓ | ✓ | | |
| Automatic path identification | ✓ | ✓ | ✓ | | |
| Nameable animation path | ✓ | ✓ | ✓ | | |
| Support playing in web browser | ✓ | ✓ | ✓ | | |
| Configurable animation effects | ✓ | ✓ | ✓ | | |

| Process Simulation | Enterprise | Professional | Standard | Modeler | Community |
|-----------------------------|------------|--------------|----------|---------|-----------|
| Business process simulation | ✓ | ✓ | ✓ | | |
| Resource allocation | ✓ | ✓ | ✓ | | |
| Configurable time scale | ✓ | ✓ | ✓ | | |



Feature Comparison

| Process Simulation | Enterprise | Professional | Standard | Modeler | Community |
|--|------------|--------------|----------|---------|-----------|
| Cost evaluation with selectable currency | ✓ | ✓ | ✓ | | |
| Completion chart | ✓ | ✓ | ✓ | | |
| Resource usage chart | ✓ | ✓ | ✓ | | |
| Queue time chart | ✓ | ✓ | ✓ | | |

| Advanced Modeling Toolset | Enterprise | Professional | Standard | Modeler | Community |
|---|------------|--------------|----------|---------|-----------|
| Project reference | ✓ | ✓ | ✓ | | |
| Refactor data between referenced projects | ✓ | ✓ | ✓ | | |
| Duplicate model elements from reference project | ✓ | ✓ | ✓ | | |
| View referenced project diagrams in Diagram Navigator | ✓ | ✓ | ✓ | | |
| Configurable model transformation | ✓ | ✓ | | | |
| Model Transitor | ✓ | ✓ | ✓ | | |
| Single model, multiple names (Nicknamer) | ✓ | ✓ | ✓ | | |
| Shape Legend | ✓ | ✓ | ✓ | | |
| Color Legend | ✓ | ✓ | ✓ | | |
| Reuse elements with Model Extractor | ✓ | ✓ | ✓ | | |
| Visual Diff for diagram comparison | ✓ | ✓ | ✓ | | |
| User-defined model element properties | ✓ | ✓ | ✓ | | |
| Define and apply design pattern | ✓ | ✓ | ✓ | | |
| UML profile | ✓ | ✓ | ✓ | | |

| RACI and CRUD | Enterprise | Professional | Standard | Modeler | Community |
|--------------------------------------|------------|--------------|----------|---------|-----------|
| Generate RACI chart from BPD | ✓ | ✓ | ✓ | | |
| Generate RACI chart from EPC diagram | ✓ | ✓ | ✓ | | |
| Generate CRUD chart from BPD | ✓ | ✓ | ✓ | | |



Feature Comparison

| RACI and CRUD | Enterprise | Professional | Standard | Modeler | Community |
|---------------------|------------|--------------|----------|---------|-----------|
| Customizable charts | ✓ | ✓ | ✓ | | |

| STEPS – Design and analysis with prescribed steps | Enterprise | Professional | Standard | Modeler | Community |
|---|------------|--------------|----------|---------|-----------|
| Use Case 2.0 | ✓ | ✓ | | | |
| Developing MVC Sequence Diagrams from CRUD Model | ✓ | ✓ | | | |
| Develop CRUD Chart from DFD | ✓ | ✓ | ✓ | | |
| Competitive Analysis with Radar Chart | ✓ | ✓ | | | |
| Capability Maturity Assessment | ✓ | | | | |
| Capability-Based Transformation Planning | ✓ | | | | |

| Impact Analysis | Enterprise | Professional | Standard | Modeler | Community |
|------------------------------------|------------|--------------|----------|---------|-----------|
| Matrix diagram | ✓ | ✓ | ✓ | | |
| Analysis Diagram | ✓ | ✓ | ✓ | | |
| Relate elements with Chart Diagram | ✓ | ✓ | ✓ | | |

| Scrum Process Canvas * | Enterprise | Professional | Standard | Modeler | Community |
|--|------------|--------------|----------|---------|-----------|
| Prioritized product backlog | ✓ | ✓ | | | |
| Sprint backlog | ✓ | ✓ | | | |
| Daily scrum meeting management | ✓ | ✓ | | | |
| Auto-updated burndown chart | ✓ | ✓ | | | |
| Impediment log | ✓ | ✓ | | | |
| Scrumboard for progress tracking | ✓ | ✓ | | | |
| User story and task completion indicator | ✓ | ✓ | | | |
| Sprint review meeting management | ✓ | ✓ | | | |
| User acceptance testing management | ✓ | ✓ | | | |
| Sprint retrospective management | ✓ | ✓ | | | |



Feature Comparison

| Scrum Process Canvas * | Enterprise | Professional | Standard | Modeler | Community |
|---------------------------------------|------------|--------------|----------|---------|-----------|
| Sprint-based scrum management | ✓ | ✓ | | | |
| Release and deliverable management | ✓ | ✓ | | | |
| Scrum file cabinet | ✓ | ✓ | | | |
| Integration with task management tool | ✓ | ✓ | | | |
| User story map integration | ✓ | ✓ | | | |

| Scrum User Story Map * | Enterprise | Professional | Standard | Modeler | Community |
|--|------------|--------------|----------|---------|-----------|
| User Story Mapping | ✓ | ✓ | | | |
| Just-in-time backlog management | ✓ | ✓ | | | |
| Release planning | ✓ | ✓ | | | |
| Effort and risk assessment with Affinity Table | ✓ | ✓ | | | |
| Story point estimation | ✓ | ✓ | | | |
| Scrum Sprint board | ✓ | ✓ | | | |
| Burndown chart | ✓ | ✓ | | | |
| Task generation from user stories | ✓ | ✓ | | | |
| Scrum board | ✓ | ✓ | | | |
| Sprint story board | ✓ | ✓ | | | |
| User Story Statements | ✓ | ✓ | | | |

| UX Wireflow Diagram | Enterprise | Professional | Standard | Modeler | Community |
|--|------------|--------------|----------|---------|-----------|
| Wireflow Diagram - A wireframe-based flowchart | ✓ | ✓ | | | |
| Create scenes with wireframes | ✓ | ✓ | | | |
| 400+ ready-to-use wireframe symbol library | ✓ | ✓ | | | |
| Set screen IDs to scenes | ✓ | ✓ | | | |
| Wireflow paths management | ✓ | ✓ | | | |
| Automatic numbering of scenes in a path | ✓ | ✓ | | | |

Feature Comparison

| UX Wireflow Diagram | Enterprise | Professional | Standard | Modeler | Community |
|-------------------------------------|------------|--------------|----------|---------|-----------|
| Wireflow animation (within diagram) | ✓ | ✓ | | | |
| Wireflow animation - as slideshow | ✓ | ✓ | | | |
| Configurable animation | ✓ | ✓ | | | |

| UX Prototyping Tool | Enterprise | Professional | Standard | Modeler | Community |
|---------------------|------------|--------------|----------|---------|-----------|
| UX prototyping tool | ✓ | ✓ | | | |

| Visual API Designer | Enterprise | Professional | Standard | Modeler | Community |
|--|------------|--------------|----------|---------|-----------|
| Graphical API designer for REST | ✓ | ✓ | | | |
| Generate Swagger formatted API | ✓ | ✓ | | | |
| Generate API Blueprint formatted API | ✓ | ✓ | | | |
| Generate interactive API documentation | ✓ | ✓ | | | |

| On-Demand Model ETL | Enterprise | Professional | Standard | Modeler | Community |
|---|------------|--------------|----------|---------|-----------|
| ETL Table for model element listing | ✓ | ✓ | | | |
| Filter table rows by condition(s) | ✓ | ✓ | | | |
| Second level detail in one table | ✓ | ✓ | | | |
| Block editing interface for listed elements | ✓ | ✓ | | | |
| Aspect-Oriented Properties | ✓ | ✓ | | | |
| Visualize selected elements in a diagram | ✓ | ✓ | | | |
| Printable ETL Table shape for annotation purposes | ✓ | ✓ | | | |
| Drag element from ETL Table shape to diagram | ✓ | ✓ | | | |

| Customer Journey Mapping * | Enterprise | Professional | Standard | Modeler | Community |
|-----------------------------------|------------|--------------|----------|---------|-----------|
| Customer Journey Map (CJM) Editor | ✓ | ✓ | | | |
| Persona support | ✓ | ✓ | | | |

Feature Comparison

| Customer Journey Mapping * | Enterprise | Professional | Standard | Modeler | Community |
|---|------------|--------------|----------|---------|-----------|
| Customizable lanes and stages | ✓ | ✓ | | | |
| Lane separator | ✓ | ✓ | | | |
| Maintain traceability between items | ✓ | ✓ | | | |
| Categorize items with color labels | ✓ | ✓ | | | |
| Listing items in bullet points | ✓ | ✓ | | | |
| Listing items in numbers | ✓ | ✓ | | | |
| Listing items in consecutive numbers (cross stages) | ✓ | ✓ | | | |
| Emotion chart (with smiley faces) | ✓ | ✓ | | | |
| Touch-point based Customer Experience chart | ✓ | ✓ | | | |
| Area chart | ✓ | ✓ | | | |
| Cell-based chart | ✓ | ✓ | | | |
| Use image as cell background | ✓ | ✓ | | | |
| Description cell | ✓ | ✓ | | | |
| Stakeholders assignment | ✓ | ✓ | | | |
| Temporarily hide lanes out | ✓ | ✓ | | | |
| Quick re-arrangement of lanes with drag-and-drop | ✓ | ✓ | | | |
| Stage description | ✓ | ✓ | | | |
| Instant CJM document generation | ✓ | ✓ | | | |

| Enhanced PERT Chart | Enterprise | Professional | Standard | Modeler | Community |
|--------------------------------|------------|--------------|----------|---------|-----------|
| PERT chart editor | ✓ | ✓ | | | |
| Responsible person assignment | ✓ | ✓ | | | |
| RACI per task | ✓ | ✓ | | | |
| Generate tasks from PERT chart | ✓ | ✓ | | | |
| Execute PERT chart in action | ✓ | ✓ | | | |



Feature Comparison

| Breakdown Structure Diagram | Enterprise | Professional | Standard | Modeler | Community |
|--|------------|--------------|----------|---------|-----------|
| Breakdown Structure Diagram | ✓ | ✓ | | | |
| Cause and Effect Diagram | Enterprise | Professional | Standard | Modeler | Community |
| Cause and Effect Diagram | ✓ | ✓ | | | |
| Roadmap & Implementation Plan Tool | Enterprise | Professional | Standard | Modeler | Community |
| Migration roadmap | ✓ | ✓ | | | |
| Implementation plan diagram | ✓ | ✓ | | | |
| Radar Chart | Enterprise | Professional | Standard | Modeler | Community |
| Radar chart editor | ✓ | ✓ | | | |
| Multiple stages | ✓ | ✓ | | | |
| Drag-and-Drop interface | ✓ | ✓ | | | |
| Process area | ✓ | ✓ | | | |
| Visual File Cabinet | Enterprise | Professional | Standard | Modeler | Community |
| Design your file cabinet visually | ✓ | ✓ | | | |
| Drag-and-drop file storage | ✓ | ✓ | | | |
| Advanced file management tool | ✓ | ✓ | | | |
| Decision Table | Enterprise | Professional | Standard | Modeler | Community |
| Decision table | ✓ | ✓ | | | |
| Auto highlighting of condition, action and rule based on active cell selection | ✓ | ✓ | | | |
| Re-order multiple conditions, actions and rules | ✓ | ✓ | | | |
| Decision table filter | ✓ | ✓ | | | |



Feature Comparison

| Business Rules Management | Enterprise | Professional | Standard | Modeler | Community |
|--|------------|--------------|----------|---------|-----------|
| Fact Model | ✓ | ✓ | | | |
| View and manage business rules with Business Rule Grid | ✓ | ✓ | | | |
| Business rule editor | ✓ | ✓ | | | |
| Keywords in business rule highlighted | ✓ | ✓ | | | |
| Visualize business rule as business rule shape | ✓ | ✓ | | | |

| Case Management with CMMN | Enterprise | Professional | Standard | Modeler | Community |
|---------------------------|------------|--------------|----------|---------|-----------|
| CMMN diagram | ✓ | ✓ | | | |

| Zachman Framework | Enterprise | Professional | Standard | Modeler | Community |
|-------------------|------------|--------------|----------|---------|-----------|
| Zachman Framework | ✓ | ✓ | | | |

| Business Motivation Model Diagram | Enterprise | Professional | Standard | Modeler | Community |
|-----------------------------------|------------|--------------|----------|---------|-----------|
| Business Motivation Model Diagram | ✓ | ✓ | | | |

| ArchiMate Diagrams & Viewpoints | Enterprise | Professional | Standard | Modeler | Community |
|---------------------------------|------------|--------------|----------|---------|-----------|
| ArchiMate 3 Diagram | ✓ | | | | |
| ArchiMate Viewpoint | ✓ | | | | |
| Custom Viewpoints | ✓ | | | | |

| TOGAF ADM Process Guide-Through | Enterprise | Professional | Standard | Modeler | Community |
|--|------------|--------------|----------|---------|-----------|
| TOGAF ADM process navigator | ✓ | | | | |
| Actionable guided process | ✓ | | | | |
| Form filling and inline instruction | ✓ | | | | |
| Auto deliverable composer | ✓ | | | | |
| Auto versioning And deliverable generation | ✓ | | | | |
| Shape legend | ✓ | | | | |

Feature Comparison

| TOGAF ADM Process Guide-Through | Enterprise | Professional | Standard | Modeler | Community |
|--|------------|--------------|----------|---------|-----------|
| Color legend | ✓ | | | | |
| Reuse elements with Model Extractor | ✓ | | | | |
| Architecture And Documentation Repository | ✓ | | | | |
| Project Management Lifecycle Guide-Through | Enterprise | Professional | Standard | Modeler | Community |
| Project Management Lifecycle Navigator | ✓ | | | | |
| Project Management Step-by-Step | ✓ | | | | |
| Crystal-clear instructions and samples | ✓ | | | | |
| Compose deliverables by form-filling | ✓ | | | | |
| Incremental update of process data | ✓ | | | | |
| Bunch of diagrams and tools integrated | ✓ | | | | |
| Complexity assessment | ✓ | | | | |
| Deliverables auto-archived | ✓ | | | | |
| Workflow management for process activities | ✓ | | | | |
| Strategic Planning with BMM Guide-Through | Enterprise | Professional | Standard | Modeler | Community |
| A guided process for strategic planning with BMM | ✓ | | | | |
| Two approaches of strategic planning: Baseline-First, Target-First | ✓ | | | | |
| Incremental identification of BMM elements | ✓ | | | | |
| Automatic visualization of traceability | ✓ | | | | |
| Generate strategic planning Documents | ✓ | | | | |
| Clear samples and instructions | ✓ | | | | |
| Deliverables auto-archived | ✓ | | | | |



Feature Comparison

| Strategic Planning with BMM Guide-Through | Enterprise | Professional | Standard | Modeler | Community |
|--|------------|--------------|----------|---------|-----------|
| Workflow management for process activities | ✓ | | | | |

| User-Configured Just-in-Time Process Map * | Enterprise | Professional | Standard | Modeler | Community |
|--|------------|--------------|----------|---------|-----------|
| Get an IT project done, phase-by-phase, activity-by-activity | ✓ | | | | |
| Simply agile - Just-in-Time, Just-Enough | ✓ | | | | |
| Form-based process documentation | ✓ | | | | |
| Work items that aids analysis | ✓ | | | | |
| Bunch of pre-defined forms and work items | ✓ | | | | |
| Deliverables generation | ✓ | | | | |
| Process tailoring with custom diagrams and text | ✓ | | | | |
| Deliverables auto-archived | ✓ | | | | |
| Learn it and use it just-in-time | ✓ | | | | |
| Multi-dimensions work grouping | ✓ | | | | |
| Task management for process activities | ✓ | | | | |

| Just-in-Time TOGAF Templates * | Enterprise | Professional | Standard | Modeler | Community |
|---|------------|--------------|----------|---------|-----------|
| EA with TOGAF, phase-by-phase, activity-by-activity | ✓ | | | | |
| Tailored process - scalable and ad-hoc | ✓ | | | | |
| Form-based TOGAF deliverables | ✓ | | | | |
| Work items that aids analysis | ✓ | | | | |
| Deliverables generation | ✓ | | | | |
| Deliverables auto-archived | ✓ | | | | |
| Learn it and use it just-in-time | ✓ | | | | |
| Process tailoring with custom diagrams and text | ✓ | | | | |



Feature Comparison

| Just-in-Time TOGAF Templates * | Enterprise | Professional | Standard | Modeler | Community |
|--|------------|--------------|----------|---------|-----------|
| Task management for process activities | ✓ | | | | |

| Just-in-Time PMBOK Templates * | Enterprise | Professional | Standard | Modeler | Community |
|---|------------|--------------|----------|---------|-----------|
| Project Management in PMBOK Way | ✓ | | | | |
| Simply agile - Just-in-Time, Just-Enough | ✓ | | | | |
| Form-based process deliverables | ✓ | | | | |
| Deliverables generation | ✓ | | | | |
| Deliverables auto-archived | ✓ | | | | |
| Learn it and use it just-in-Time | ✓ | | | | |
| Process tailoring with custom diagrams and text | ✓ | | | | |
| Task management for process activities | ✓ | | | | |

| Just-in-Time Project Management Templates * | Enterprise | Professional | Standard | Modeler | Community |
|---|------------|--------------|----------|---------|-----------|
| Get an IT project done, phase-by-phase, activity-by-activity | ✓ | | | | |
| Simply agile - Just-in-Time, Just-Enough | ✓ | | | | |
| Form-based process deliverables | ✓ | | | | |
| Mix with PM, PMBOK and TOGAF Forms and Work Items | ✓ | | | | |
| Four levels of process schemes determined by project Complexity | ✓ | | | | |
| Deliverables generation | ✓ | | | | |
| Deliverables auto-archived | ✓ | | | | |
| Learn it and use it just-in-Time | ✓ | | | | |
| Process tailoring with custom diagrams and text | ✓ | | | | |
| Task management for process activities | ✓ | | | | |



Feature Comparison

| Enterprise Model Finder * | Enterprise | Professional | Standard | Modeler | Community |
|--|------------|--------------|----------|---------|--------------------------|
| Enterprise Model Finder | ✓ | | | | |
| Customized Guide-Through Process * | Enterprise | Professional | Standard | Modeler | Community |
| Customized Guide-Through process | | | | | (Contact us for details) |
| Customized Just-in-Time Work Items | Enterprise | Professional | Standard | Modeler | Community |
| Customized Just-in-Time work items | | | | | (Contact us for details) |
| Miscellaneous | Enterprise | Professional | Standard | Modeler | Community |
| Dash menu | ✓ | ✓ | ✓ | ✓ | ✓ |
| Multiple language support - German, Polish, Spanish, French and more | ✓ | ✓ | ✓ | ✓ | ✓ |
| Develop your own functions with plug-in (Java) | ✓ | ✓ | ✓ | ✓ | ✓ |
| Customizable diagram toolbar | ✓ | ✓ | ✓ | ✓ | ✓ |
| Customizable menus and toolbars | ✓ | ✓ | ✓ | ✓ | ✓ |
| Configurable application font | ✓ | ✓ | ✓ | ✓ | ✓ |
| Automatic update checking | ✓ | ✓ | ✓ | ✓ | ✓ |
| Flexible memory setting | ✓ | ✓ | ✓ | ✓ | ✓ |

For Community Edition, a single-lined watermark will be appeared in printout / exported image

^ This is about the capability to run seamlessly in various IDEs. For the availability of individual features, please check from other edition tables

* Visual Paradigm Online or Teamwork Server required

Feature(s) are subject to change without prior notices

"PMBOK" is a trademark of the Project Management Institute, Inc. which is registered in the United States and other nations.

"TOGAF" is a trademark of the Open Group, which is registered in the United States and other countries.

